


MATERIALS LIST



MATERIALS & HARDWARE

Part	Qty	T	W	L	Material	Part	Qty	T	W	L	Material		
Wide Cases						Q	Surround Shelf	1	3/4"	10 1/4"	33 1/2"	MDF	
A	Case Sides	6	3/4"	11"	85 1/2"	MDF	R	Shelf Edging	2	3/4"	1 1/2"	33 1/2"	Poplar
B	Case Tops & Bottoms	6	3/4"	11"	30"	MDF	Base Units						
C	Mounting Cleats	3	3/4"	2"	28 1/2"	MDF	S	Wide Base Front/Back	2	3/4"	5 1/2"	90 3/4"	MDF
D	Back Panels	3	1/4"	30"	87"	Birch Plywood	T	Narrow Base Front/Back	2	3/4"	5 1/2"	18 3/4"	MDF
E	Shelves	18	3/4"	10 1/4"	28 3/8"	MDF	U	Supports	6	3/4"	5 1/2"	9 3/4"	MDF
F	Shelf Edging	36	3/4"	1 1/2"	28 3/8"	Poplar	Trim Pieces						
Narrow Case						V	Sub-Base	1	3/4"	6"	12'	Poplar	
G	Case Sides	2	3/4"	11"	85 1/2"	MDF	W	Baseboard	1	5/8"	5"	12'	Poplar
H	Case Top & Bottom	2	3/4"	11"	18"	MDF	X	Top Trim	1	3/4"	1 1/2"	12'	Poplar
I	Mounting Cleat	1	3/4"	2"	16 1/2"	MDF	Y	Case Trim Strips	6	3/4"	1"	86"	Poplar
J	Back Panel	1	1/4"	18"	87"	Birch Plywood	Z	Door Trim Strips	2	1/2"	1 1/2"	75"	Poplar
K	Shelves	6	3/4"	10 1/4"	16 3/8"	MDF	<ul style="list-style-type: none"> • (20) 5/8" Shelf Standards (72" long) * • (1) 7mm x 50mm Confirmat Screw Kit ** • (20) #8 x 1 1/4" Fh Woodscrews • (30) #8 x 2 1/2" Fh Woodscrews • (200) 1 1/2" Finish Nails 						
L	Shelf Edging	12	3/4"	1 1/2"	16 3/8"	Poplar	*Item #22096 at www.Rockler.com ** Item #7050-CSP-A at www.McFeelys.com						
Door Surround						<p>ONLINE Extras Interactive Materials List Cutting Diagram WorkbenchMagazine.com</p>							
M	Surround Sides	2	3/4"	11"	86 1/4"							MDF	
N	Surround Top	1	3/4"	11"	35"							MDF	
O	Surround Cleat	1	3/4"	2"	33 1/2"							MDF	
P	Back Panel	1	1/4"	11 1/4"	35"	Birch Plywood							

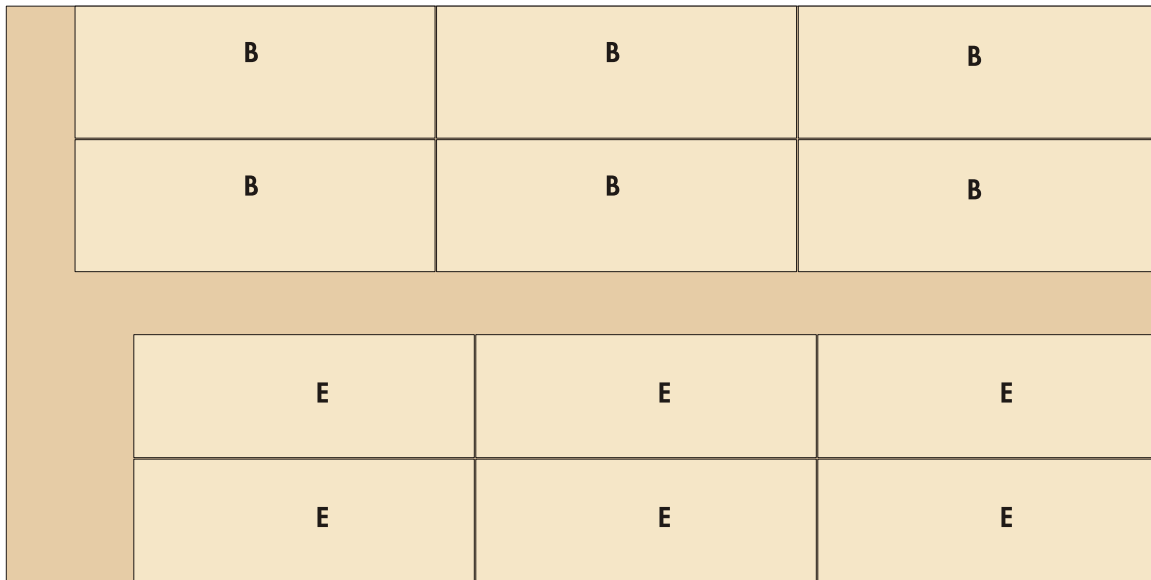
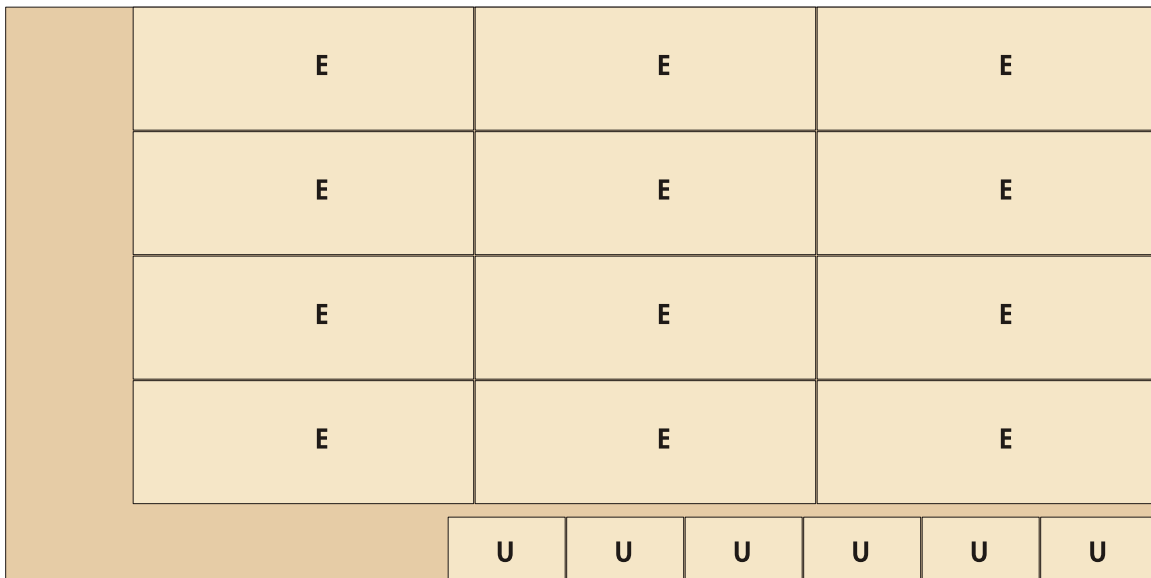
CUTTING DIAGRAM

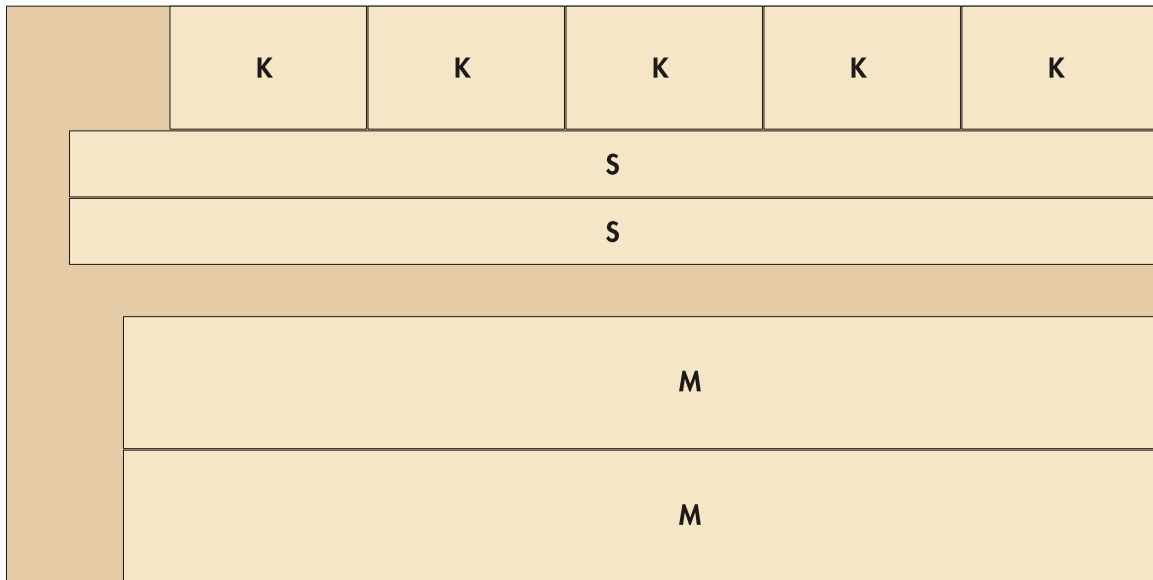


3/4" x 49" x 97" MDF

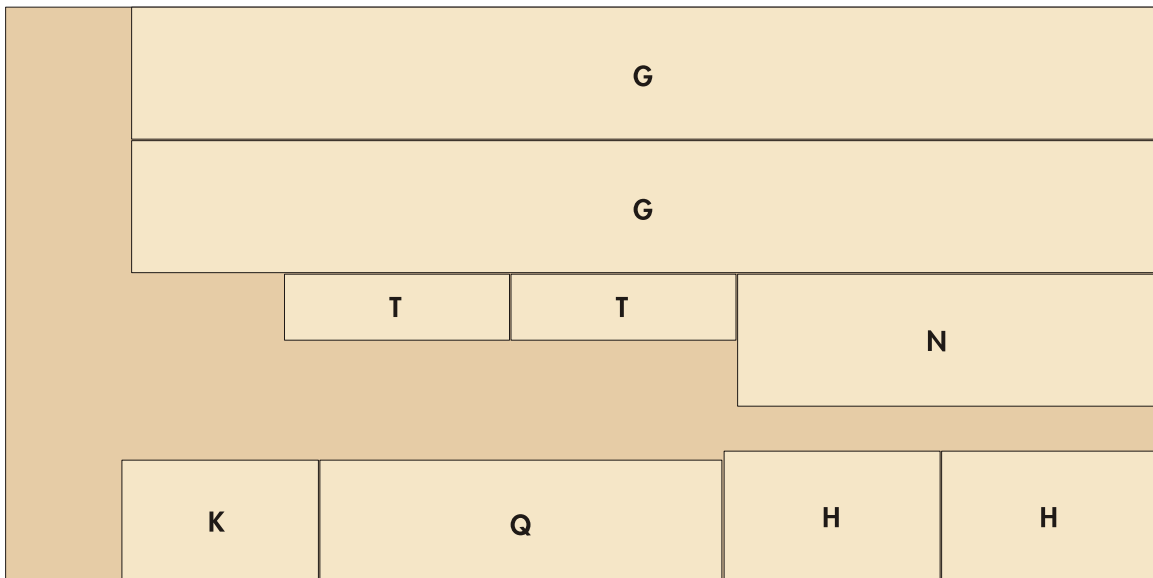


3/4" x 49" x 97" MDF


CUTTING DIAGRAM**3/4" x 49" x 97" MDF****3/4" x 49" x 97" MDF**

CUTTING DIAGRAM

$\frac{3}{4}$ " x 49" x 97" MDF



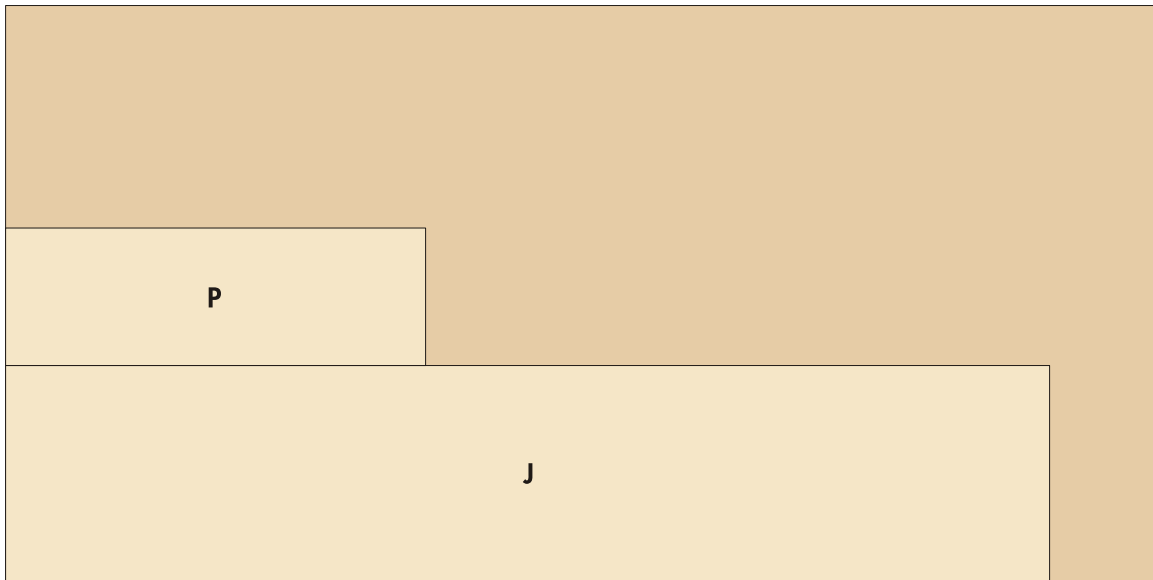
$\frac{3}{4}$ " x 49" x 97" MDF

CUTTING DIAGRAM**1/4" x 48" x 96" Birch Plywood****1/4" x 48" x 96" Birch Plywood**

CUTTING DIAGRAM



1/4" x 48" x 96" Birch Plywood



1/4" x 48" x 96" Birch Plywood

CUTTING DIAGRAM

