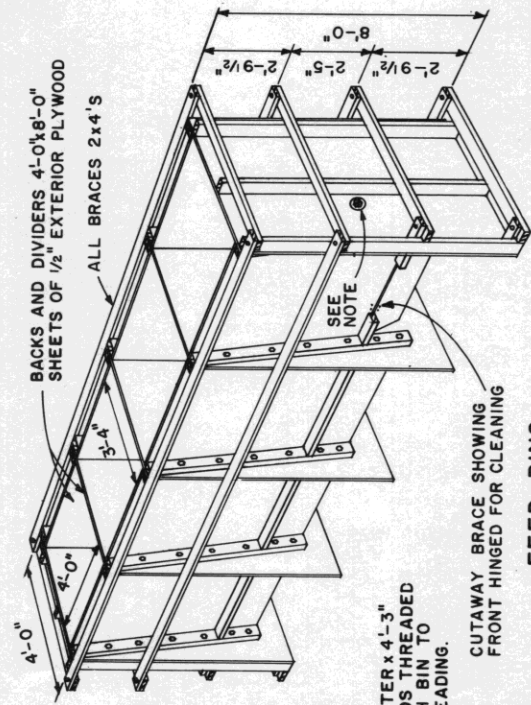
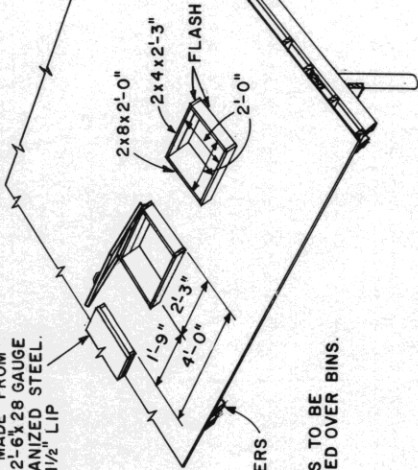


NOTE: CONSULT LOCAL HEALTH AND BUILDING CODE AUTHORITIES BEFORE STARTING CONSTRUCTION.



DOOR MADE FROM
2-6x2-6x28 GAUGE
GALVANIZED STEEL.
USE 1/2" LIP



THIS PURLIN SHOULD
BE SPACED TO ANCHOR
DOOR HINGES

2x8 RAFTERS

NOTE:
HATCHES TO BE
CENTERED OVER BINS.

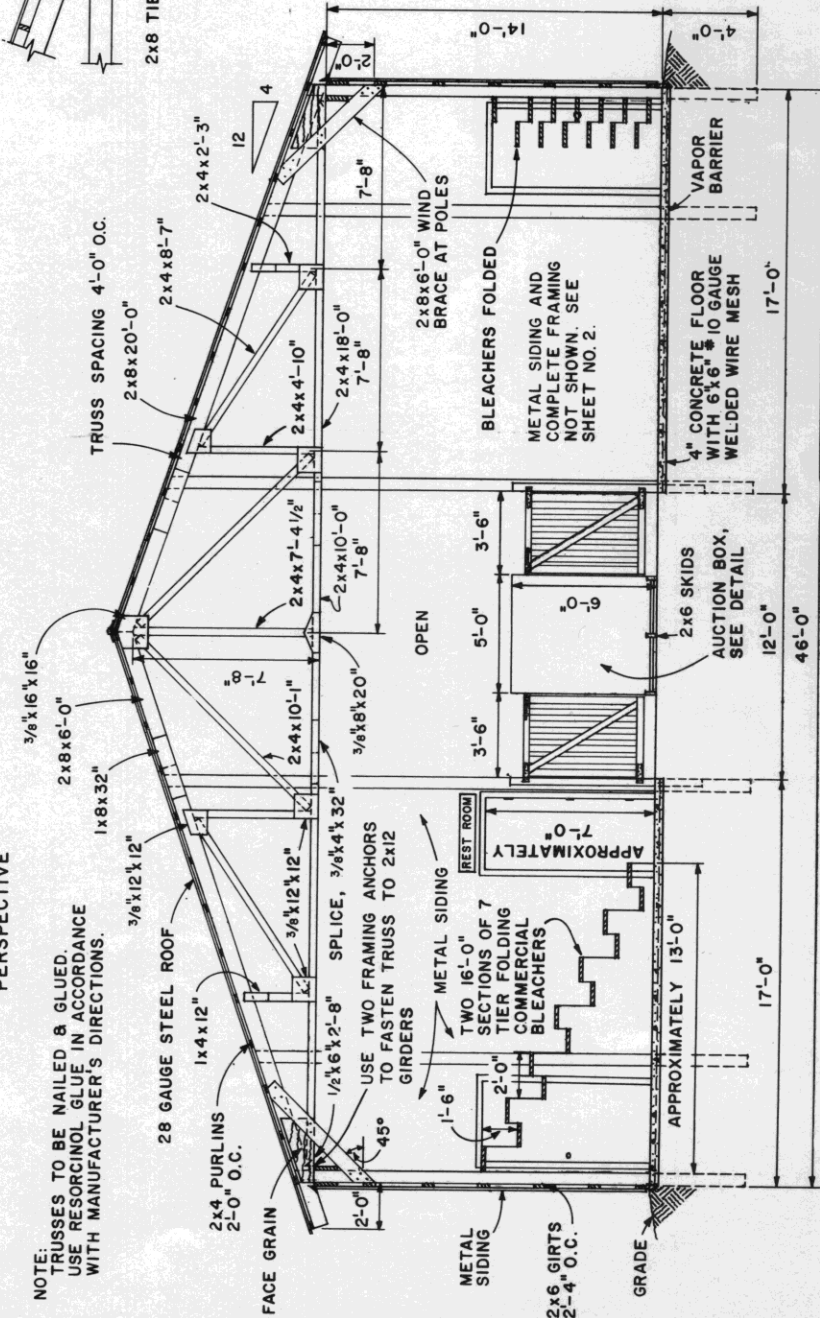
ROOF HATCHES FOR FILLING BINS
PERSPECTIVE

NOTE:
USE 1/2" DIAMETER x 4'-3"
ROD WITH ENDS THREADED
THROUGH EACH BIN TO
PREVENT SPREADING.

CUTAWAY BRACE SHOWING
FRONT HINGED FOR CLEANING

FEED BINS
PERSPECTIVE

NOTE:
TRUSSES TO BE NAILED & GLUED.
USE RESORCINOL GLUE IN ACCORDANCE
WITH MANUFACTURER'S DIRECTIONS.



TRUSS SPACING 4'-0" O.C.

3/8"x16"x16"

2x8x6'-0"

1x8x32"

3/8"x12"x12"

3/8"x12"x12"

3/8"x4"x32"

1/2"x6"x2'-8"

2x4 PURLINS
2'-0" O.C.

FACE GRAIN

2x4 PURLINS
2'-0" O.C.

45°

USE TWO FRAMING ANCHORS
TO FASTEN TRUSS TO 2x12
GIRDERS

SPLICE, 3/8"x4"x32"

3/8"x8"x20"

2x4x10'-1"

2x4x7'-4 1/2"

2x4x18'-0"

7'-8"

2x8x6'-0" WIND
BRACE AT POLES

2x4x8'-7"

2x4x2'-3"

12

4

2

14'-0"

4'-0"

17'-0"

46'-0"

12'-0"

12'-0"

17'-0"

46'-0"

12'-0"

17'-0"

46'-0"

12'-0"

17'-0"

46'-0"

12'-0"

17'-0"

46'-0"

12'-0"

17'-0"

46'-0"

12'-0"

17'-0"

46'-0"

12'-0"

17'-0"

46'-0"

12'-0"

17'-0"

46'-0"

12'-0"

17'-0"

46'-0"

12'-0"

17'-0"

46'-0"

12'-0"

17'-0"

46'-0"

12'-0"

17'-0"

46'-0"

12'-0"

17'-0"

46'-0"

12'-0"

17'-0"

46'-0"

12'-0"

17'-0"

46'-0"

12'-0"

17'-0"

46'-0"

12'-0"

17'-0"

46'-0"

12'-0"

17'-0"

46'-0"

NOTE:
USE ARTIFICIAL LIGHTING OR
TRANSLUCENT FIBERGLASS
ROOF PANELS.

ELEVATION "A"

SECTION A-A
FEED STORAGE BINS

12'-6" 0 1 2 3 4

COOPERATIVE EXTENSION WORK IN
AGRICULTURE AND HOME ECONOMICS

UNITED STATES DEPARTMENT OF AGRICULTURE COOPERATING
AND
CATTLE SHED AND
AUCTION BARN
WYO. '73 6172 SHEET 3 OF 3