

HOME TRAINING IN CABINET WORK: PRACTICAL EXAMPLES OF STRUCTURAL WOOD WORKING: NINTH OF THE SERIES

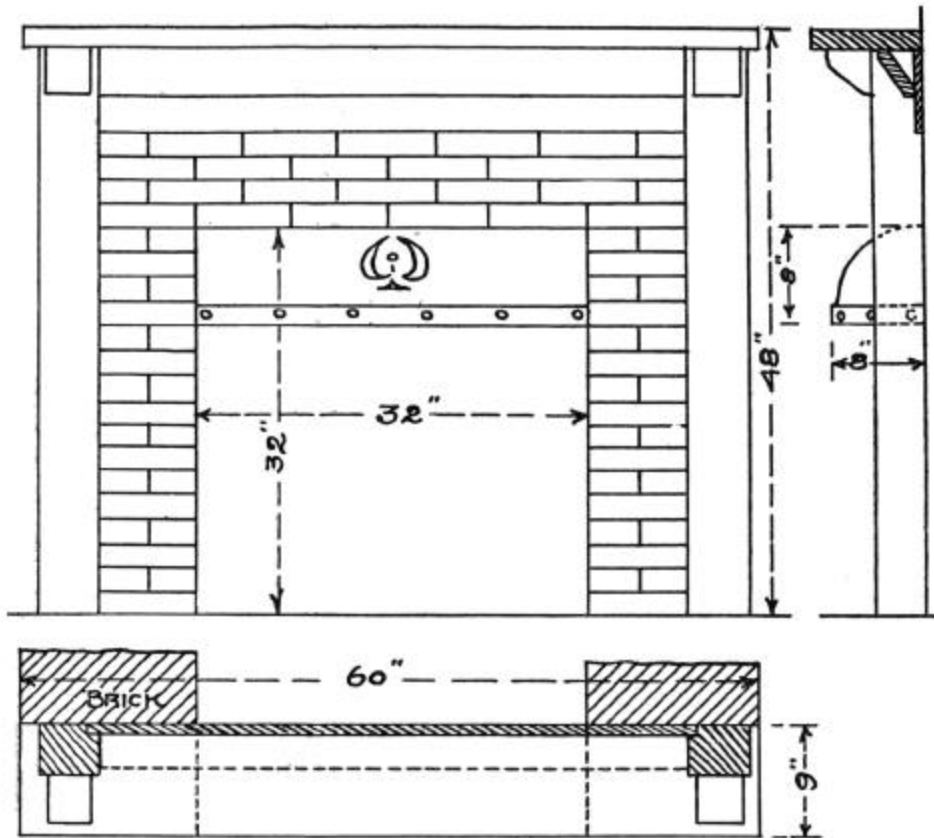
FIREPLACE AND MANTEL "A"

ONE of the simplest of mantels is the model here given for home workers under the name of Mantel "A." It is built of heavy posts and thick boards, with simple mortise and tenon construction, and will make a charming structural feature in a simply furnished room. The shelf is rather narrow, a device which adds to the quaintness of the mantel, and the fireplace is faced with hard-burned bricks, laid in dark mortar raked out at the joints. The hearth is also rather narrow and is of brick



like the fireplace. A decorative feature is added to the fireplace itself in the hood of hammered copper which caps the fireplace opening. This is made of 20-gauge copper, riveted at the corners. Around the lower edge, on the inside, an iron band a quarter of an inch thick is fastened to give strength to the hood, and around the outside is an ornamental band of copper, riveted on. The only other ornament is the embossed device in the center, which relieves the effect of severity. This hood is fastened to the brick by means of a projection of the inside edge, which extends two inches into the fireplace opening.

HOME TRAINING IN CABINET WORK



DESIGN FOR A MANTEL "A" & COPPER FIRE PLACE HOOD




MILL BILL OF LUMBER FOR MANTEL "A"

Pieces	No.	Long	Rough Wide	Thick	Wide	FINISH Thick
Top	1	61 in.	9 $\frac{1}{4}$ in.	2 in.	9 in.	1 $\frac{3}{4}$ in.
Posts	2	48 in.	5 $\frac{1}{4}$ in.	4 $\frac{1}{4}$ in.	5 in.	4 in.
Back piece	1	50 in.	7 $\frac{1}{4}$ in.	1 in.	7 in.	$\frac{7}{8}$ in.
Angle board	1	50 in.	6 $\frac{1}{4}$ in.	1 $\frac{1}{2}$ in.	6 in.	1 $\frac{1}{4}$ in.
Brackets	2	5 in.	4 $\frac{1}{4}$ in.	4 $\frac{1}{4}$ in.	4 in.	4 in.

HOME TRAINING IN CABINET WORK

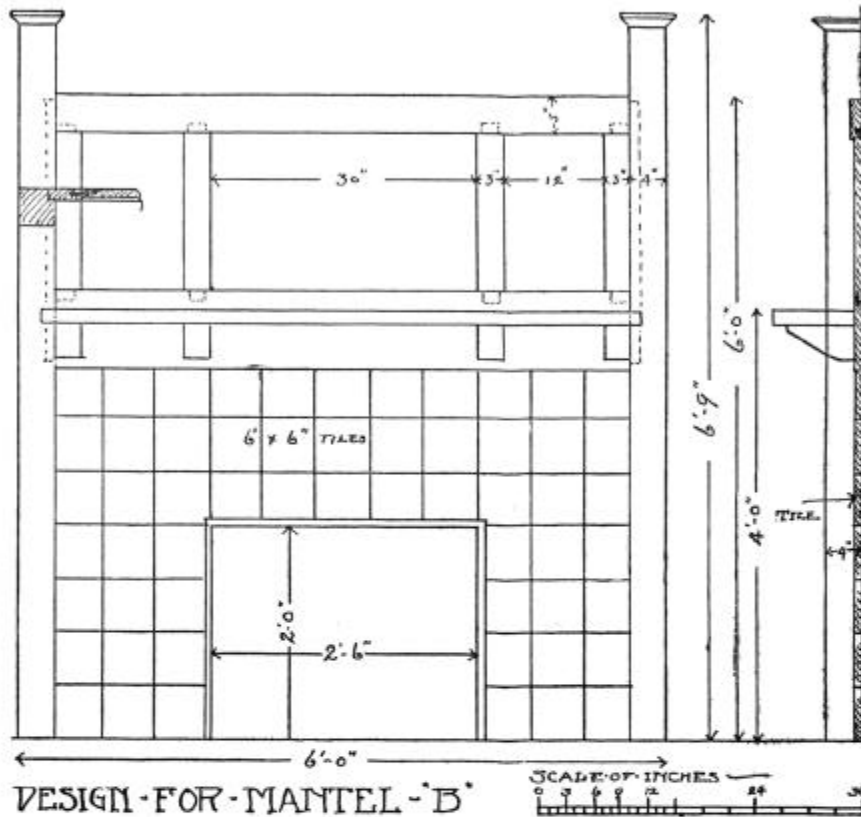
FIREPLACE AND MANTEL "B"

THE model for a mantel designated "B" in this group of designs for home cabinet work, is designed to be built of oak. It is best suited to a dining room or living room, as it is severe and rather massive and stately in effect. The two tall posts give a very interesting structural effect, especially with the paneling between, which affords an admirable background for anything placed upon the shelf. The shelf itself is heavy, with solid-looking brackets underneath. The fireplace may be faced



with tiles that harmonize in color with the room, as shown in the illustration, or with brick, which would be equally appropriate. For a bedroom, the wood might be finished in old ivory enamel, or in any shade corresponding to the trim of the room, and mirrors might be put in place of the wood paneling. An odd and attractive effect could be secured by leaving the wall to show in place of the panels, the framing being the same as if paneled.

HOME TRAINING IN CABINET WORK




MILL BILL OF LUMBER FOR MANTEL "B"

Pieces	No.	Long	Rough Wide	Thick	Wide	FINISH Thick
Posts	2	82 in.	4 1/4 in.	4 1/4 in.	4 in.	4 in.
Shelf	1	68 in.	9 1/4 in.	1 1/2 in.	9 in.	1 3/8 in.
Top rail	1	68 in.	5 1/4 in.	1 1/4 in.	5 in.	1 1/8 in.
Lower rail	1	68 in.	9 1/4 in.	1 in.	9 in.	7/8 in.
Panel rails	3	20 in.	3 1/4 in.	1 in.	3 in.	7/8 in.
Center panel	1	19 in.	31 1/4 in.	3/4 in.	31 in.	1/2 in.
End panels	2	19 in.	13 1/4 in.	3/4 in.	13 in.	1/2 in.
Brackets	4	9 in.	4 in.	3 1/4 in.	pattern	3 in.
Top of posts	2	7 in.	6 1/4 in.	1 1/2 in.	6 in.	1 3/8 in.

HOME TRAINING IN CABINET WORK

A HALL CLOCK



THERE is no more appropriate and decorative piece of furniture for a hall or large stair landing than a tall clock of the type usually known as a "grandfather's clock." Given a moderate skill in the handling of tools, and the home worker can easily make a clock that will prove a quaint and satisfactory bit of furnishing, and will furthermore give all the charm of an individual bit of handicraft made for the place it is to fill.

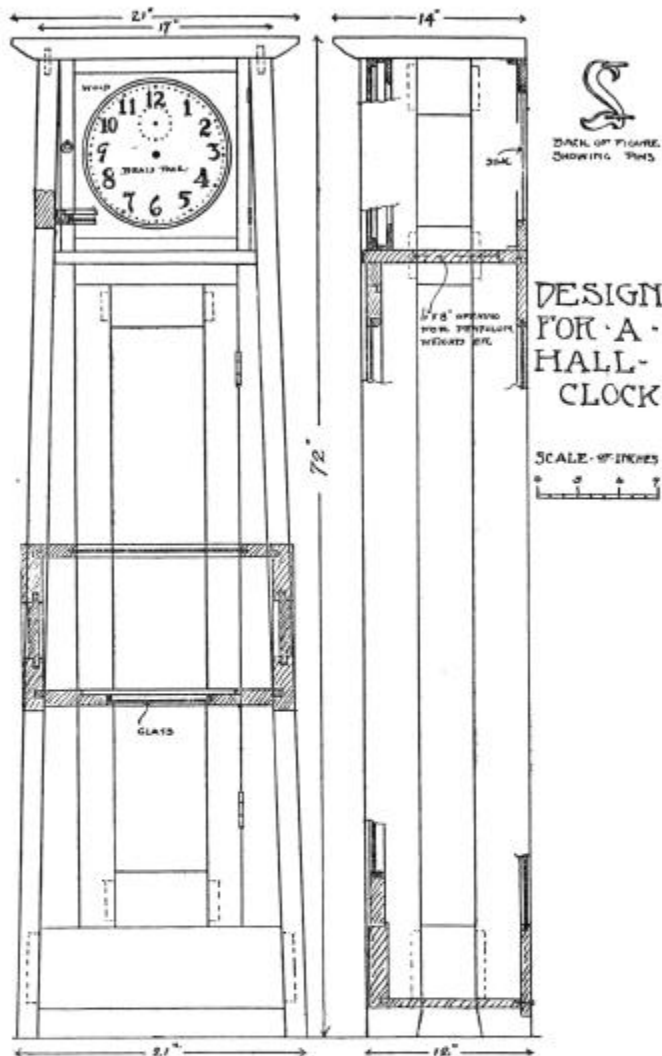
Oak is the most appropriate wood for the case of the hall clock. The face is made of a twelve-inch plate of brass with figures of copper. Holes are drilled in the plate which receive pins riveted on the figures. These pins are simply bent over after the figures are in place.

An inch and three-quarter 18 gauge brass tube is used for a tubular chime. This should be five feet long and suspended so that the striking hammer hits it near the point of suspension. The door at the back has a silk panel in it so that the sound easily passes through. The wood square against which the face fits can be stained a soft grey-green, if the outside is in brown fumed oak, making a charming change of color.

MILL BILL OF LUMBER FOR HALL CLOCK

Pieces	No.	Long	Rough Wide	Thick	FINISH Wide	Thick
Top	1	22 in.	14½ in.	1½ in.	14 in.	1⅜ in.
Side stiles	4	72 in.	4¼ in.	1½ in.	4 in.	1⅜ in.
Side rails	4	6 in.	4¼ in.	1½ in.	4 in.	1⅜ in.
Side rails	2	6 in.	6¼ in.	1½ in.	6 in.	1⅜ in.
Side panels	2	10 in.	6¼ in.	¾ in.	6 in.	½ in.
Side panels	2	48 in.	6¼ in.	¾ in.	6 in.	½ in.
Square door	4	15 in.	1¼ in.	1¼ in.	1 in.	1 in.
Square door stop..	2	15 in.	1 in.	1½ in.	pattern	1¼ in.
Face circle	1	15 in.	15 in.	½ in.	pattern	⅜ in.
Shelf	1	16 in.	12¼ in.	1 in.	12 in.	¾ in.
Long door stiles...	2	48 in.	3 in.	1 in.	2¾ in.	¾ in.
Long door rail...	1	9 in.	4¼ in.	1 in.	4 in.	¾ in.
Long door rail...	1	9 in.	6¼ in.	1 in.	6 in.	¾ in.
Long door stops...	2	50 in.	3½ in.	1¼ in.	pattern	1⅛ in.

HOME TRAINING IN CABINET WORK





Pieces	No.	Long	Rough Wide	Thick	Wide	FINISH Thick
Long door stop...	1	14 in.	2 $\frac{1}{4}$ in.	1 $\frac{1}{4}$ in.	2 in.	1 $\frac{1}{8}$ in.
Base rail	1	20 in.	6 $\frac{1}{4}$ in.	1 $\frac{1}{2}$ in.	6 in.	1 $\frac{1}{4}$ in.
Back door	4	15 in.	2 $\frac{3}{4}$ in.	1 in.	2 $\frac{1}{2}$ in.	$\frac{3}{4}$ in.
Back door stops...	4	15 in.	1 in.	1 in.	$\frac{3}{4}$ in.	$\frac{7}{8}$ in.
Back panel	1	46 in.	14 $\frac{1}{4}$ in.	$\frac{3}{4}$ in.	14 in.	$\frac{1}{2}$ in.
Back panel stiles..	2	46 in.	4 $\frac{1}{4}$ in.	1 in.	4 in.	$\frac{7}{8}$ in.
Back panel rails...	2	21 in.	7 $\frac{1}{4}$ in.	1 in.	7 in.	$\frac{7}{8}$ in.
Bottom	1	20 in.	10 $\frac{1}{4}$ in.	$\frac{3}{4}$ in.	10 in.	$\frac{1}{2}$ in.

HOME TRAINING IN CABINET WORK

MANTEL AND WALL CLOCKS

A CLOCK more than almost any other piece, needs to show fine workmanship, must be made from well seasoned wood, have perfect joints and be well finished. In these clocks attention is called to the following points: The faces are made of boxwood and the figures burned in. All the corners are well rounded by sanding. In the wall clock the top and bottom are doweled on and the back screwed in place with four screws. All are made to fit Seth Thomas clock movements.



MILL BILL OF LUMBER FOR MANTEL CLOCK

Pieces	No.	Long	Rough Wide	Thick	Wide	FINISH	Thick
Base	1	13 in.	5½ in.	1 in.	5¼ in.		¾ in.
Top	1	12 in.	6 in.	1 in.	5¾ in.		¾ in.
Sides	2	18 in.	5 in.	1 in.	4¾ in.		¾ in.
Front	1	18 in.	10 in.	½ in.	pattern		¾ in.
Back	1	18 in.	10 in.	¾ in.	pattern		½ in.
Face	1	8 in.	8 in.	3-16 in.	7½ in.		⅛ in.

MILL BILL OF LUMBER FOR WALL CLOCK

Pieces	No.	Long	Rough Wide	Thick	Wide	FINISH	Thick
Back	1	16 in.	7 in.	¾ in.	6½ in.		⅝ in.
Sides	4	7 in.	4 in.	¾ in.	3½ in.		½ in.
Brackets	2	8 in.	3 in.	1 in.	pattern		pattern
Face	1	7 in.	7 in.	3-16 in.	6 in.		⅛ in.

HOME TRAINING IN CABINET WORK

